



Technologies Limited



MOULDING

OUR FUTURE

Q3 F2018 Results

August 2, 2018



Technologies Limited



MOULDING

OUR FUTURE

Darren Kirk
Chief Operating Officer

Q3 F2018 Operations Overview



Key Highlights in the Quarter – Automotive Solutions

North America (Polytech, Neocon, AFX) compared to Q3 F17

- Lower overall N.A. industry vehicle production – down 5%
 - Passenger cars down 16%; trucks (including SUV/ CUV) up 1% (30% cars/ 70% trucks)
 - Segment revenue exposure roughly 45%/ 55% between car/ truck
- Revenue down 15%; EBITDA margin lower by 170 basis points
- Several key programs won during quarter; new product initiatives and bidding activity remain good
- NAFTA risks and tariff threats continue to be monitored; no meaningful impact at this time

Q3 F2018 Operations Overview



Key Highlights in the Quarter – Automotive Solutions

Europe (ALC and Polydesign) compared to Q3 F17

- Revenues and EBITDA up sharply as results of ALC improved to breakeven & Polydesign remained firm
- Change in strategy for ALC - will shrink rather than grow business due to very unfavorable labour conditions
 - Reduced unemployment and market wage inflation have led to higher turnover and absenteeism
- ALC underlying operating losses have increased due to elevated OT and expedited freight costs
- Q3 F18 losses fully absorbed by temporary price increase from primary customer
- Audi program has ended, other programs being resourced, or moved fully or partially to Polydesign
- Objective is to have a smaller, more manageable operation with access to a higher quality labour pool
- Continuing discussions with primary customer to obtain permanent price increase
- Will not support operations with ongoing losses

Q3 F2018 Operations Overview



Key Highlights in the Quarter – Automotive Solutions

Europe (ALC and Polydesign) compared to Q3 F17 (cont'd)

- Polydesign revenue growth of 20%
 - Profitability up and margin improved despite ramp up costs
- Market in Europe remains firm with significant above-market growth opportunity available to Polydesign
 - Record new business awards YTD of €13.4M
 - Significant takeover business from suppliers in Eastern Europe facing similar labour issues as ALC
 - Labour conditions in Morocco remain attractive

Q3 F2018 Operations Overview



Key Highlights in the Quarter – Casting & Extrusion

Monitoring NAFTA risks and tariff threats to segment, however considered manageable at this time

Large Mould Group

- Higher revenues driven by ramp up of recent contract awards
- Group profitability down very slightly year over year
- Margin down on input cost inflation, FX headwinds, program mix and ramp up costs
- Remain focused on wringing out efficiencies of new manufacturing cell
 - Progress continues, albeit at slower than expected pace; significant opportunity remains
 - Similar equipment now operational at all three of group's locations (Newmarket, Toledo, Queretaro)
- Pricing conditions are improving; focusing on higher margin programs
- New order, quoting activity and backlog remain very strong

Q3 F2018 Operations Overview



Key Highlights in the Quarter – Casting & Extrusion

Extrusion Group

- Results remain firm year over year on the back of strong market conditions and operating improvements
- Plant harmonization initiative continues to take shape
 - Lower cost structure, improved product flow and enhanced quality leading to market share gains and modest pricing power
 - Plenty of opportunity left to realize further gains
- Have broken ground on new plant in Mexico

Castool Group

- Group sales and profitability up sharply during the quarter
- Results benefiting from selective price increases, continuing rebound in capital equipment sales, seasoning of operations in Thailand and well positioned product portfolio



Technologies Limited



MOULDING

OUR FUTURE

Drew Knight
Chief Financial Officer

Q3 F2018 Financial Overview



Consolidated Results Versus Prior Year Period

- Revenue of \$152.8M, up \$6.8M or 5%
 - Automotive Solutions up \$0.8M, Casting & Extrusion up \$7.4M (before FX)
 - FX movements subtracted \$1.4M
- EBITDA of \$20.1M; down \$0.5M or 3%
 - Modest reduction in Automotive Solutions offset by growth in Casting & Extrusion and lower corporate expenses (before FX)
 - FX movements reduced EBITDA by \$0.8M
- Both segments recorded top and bottom line improvement for third consecutive sequential quarter

Q3 F2018 Financial Overview



Consolidated Results Versus Prior Year Period


- EPS of \$0.27 per share versus \$0.26 per share prior year quarter
- Tax rate 23% – favorable impact of lower US tax rate and profit shift towards lower tax rate jurisdictions
- Free cash flow of \$18.6 million in the quarter
- Strong cash flow has strengthened balance sheet to a net cash position

Q3 F2018 Financial Overview



Consolidated Revenue Reconciliation

C\$ Millions

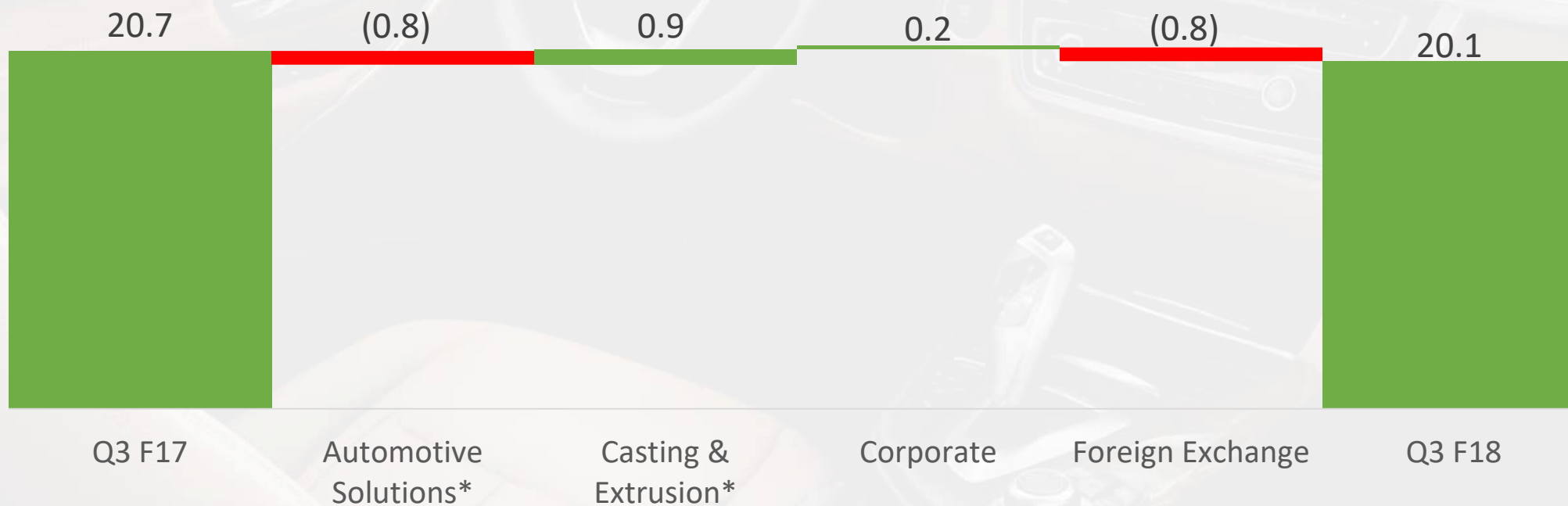


Q3 F2018 Financial Overview



Consolidated EBITDA Reconciliation

C\$ Millions

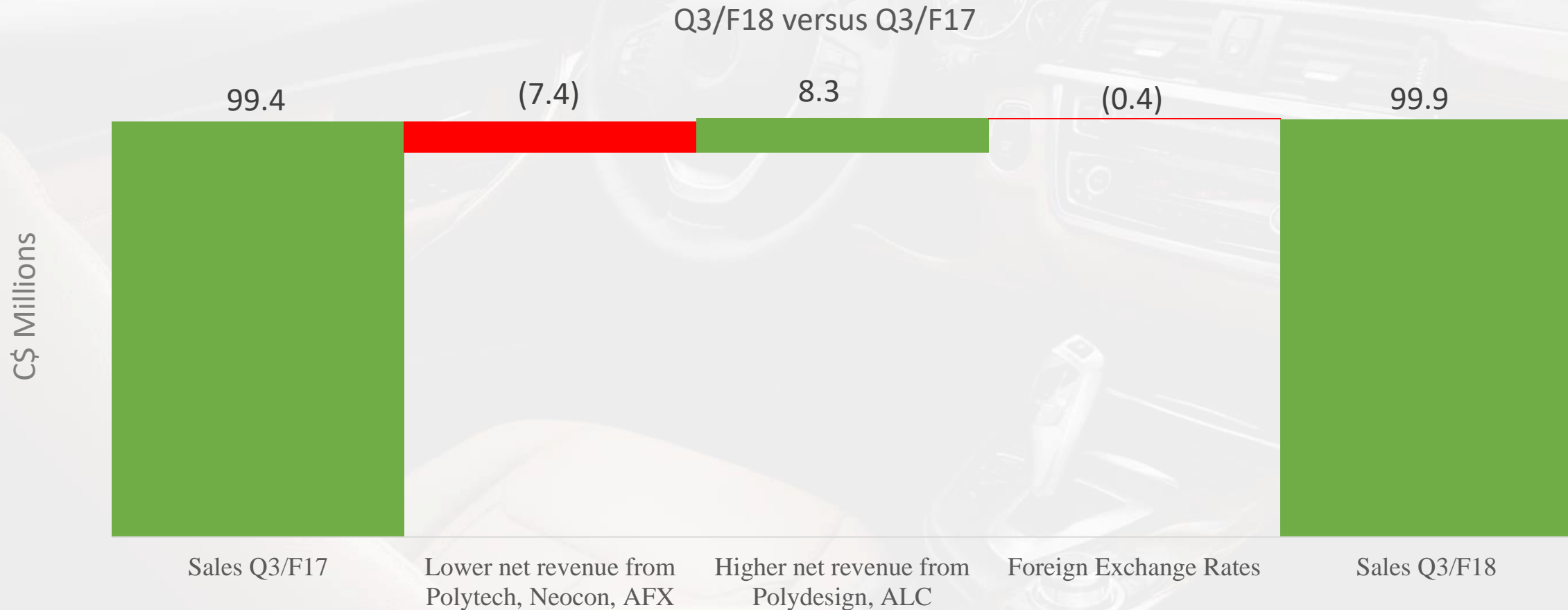


* FX Adjusted

Q3 F2018 Financial Overview



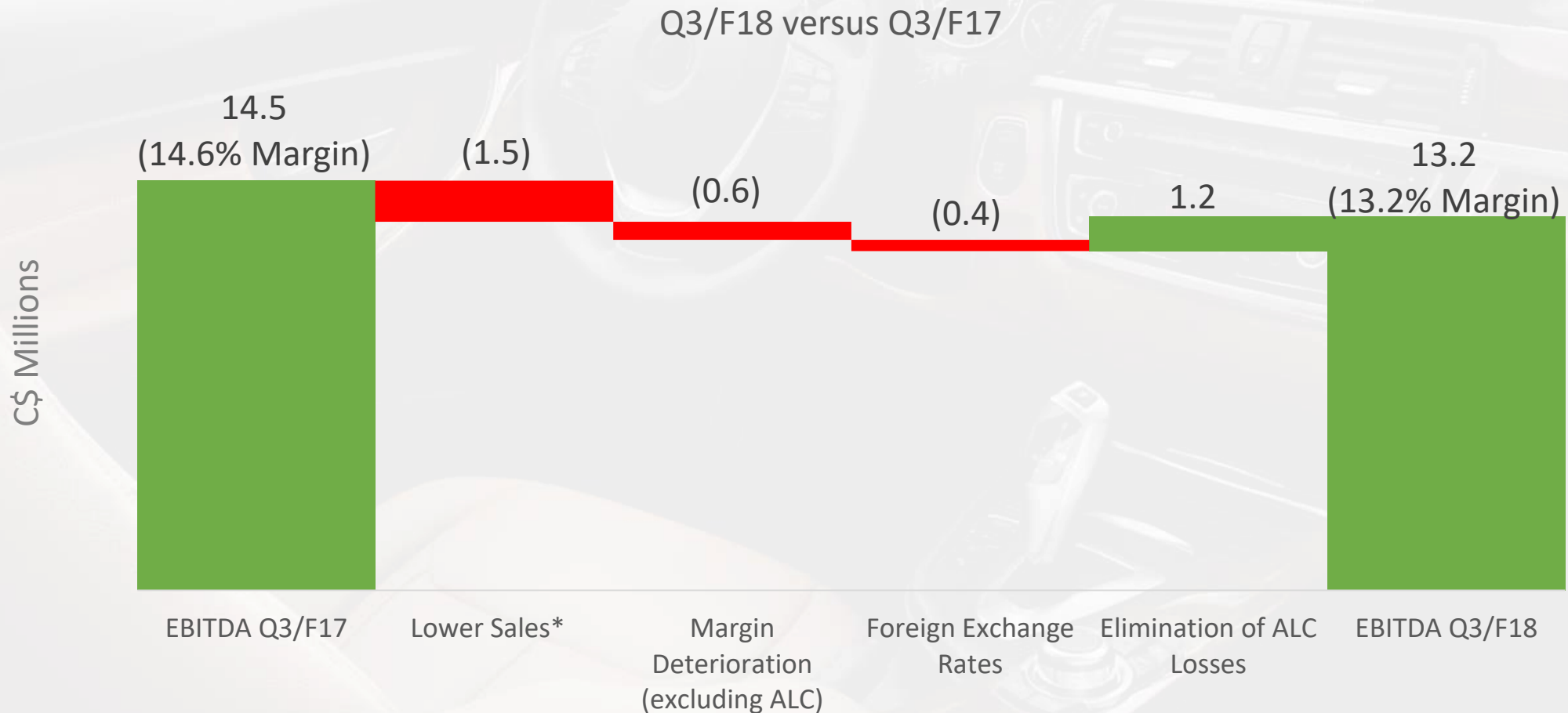
Automotive Solutions Segment - Revenues



Q3 F2018 Financial Overview



Automotive Solutions Segment - EBITDA

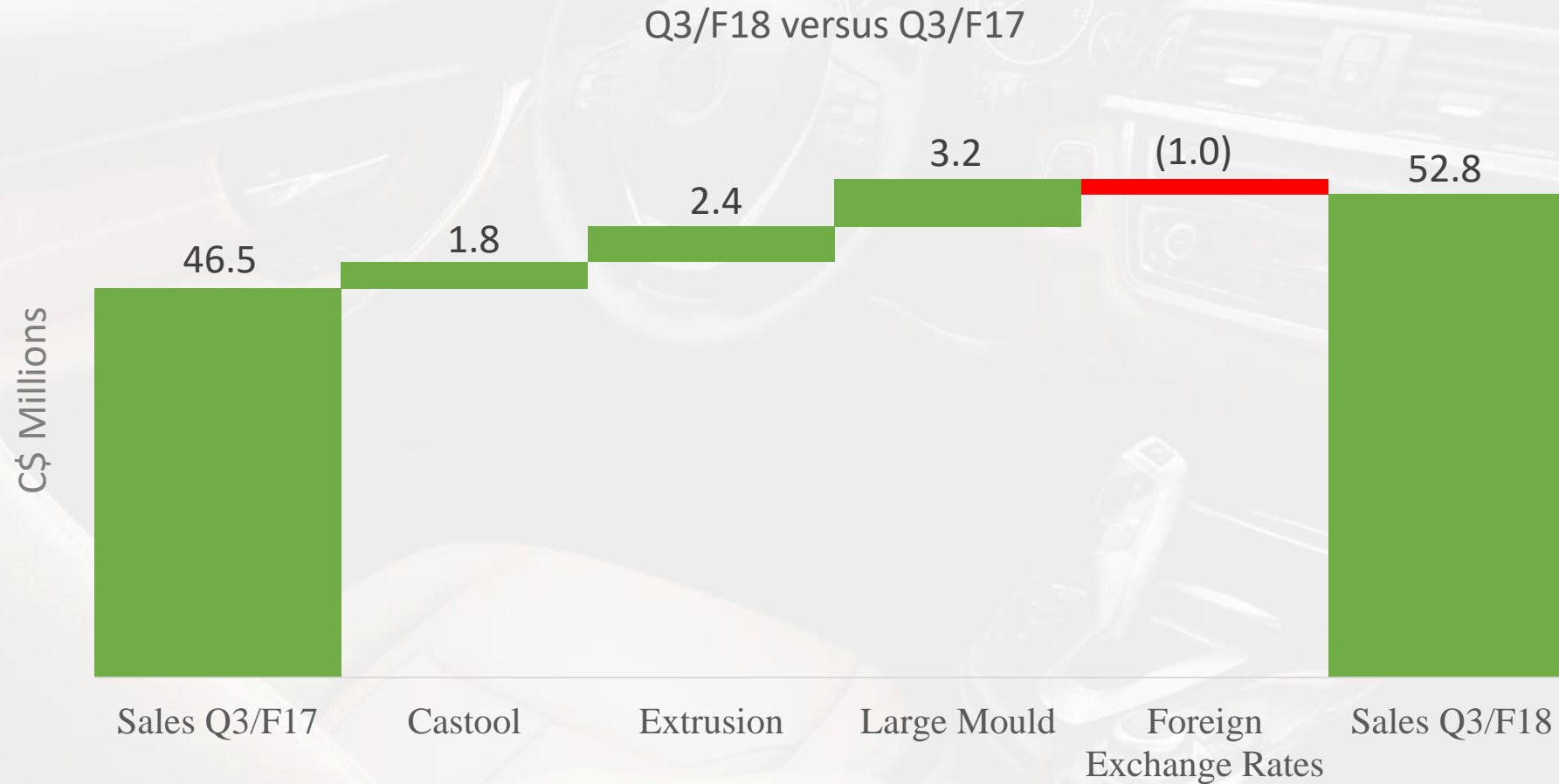


*EBITDA for each business changed by same percentage as sales from prior year quarter (excluding ALC)

Q3 F2018 Financial Overview



Casting and Extrusion Segment - Revenues



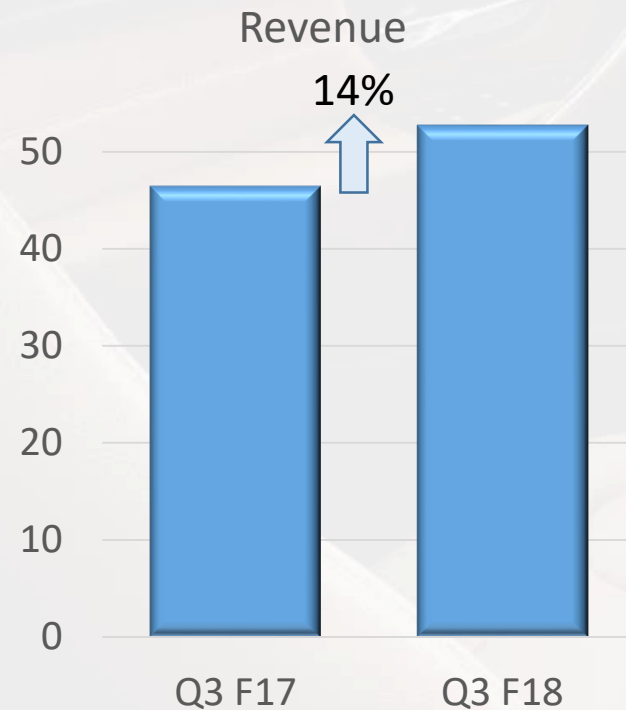
Q3 F2018 Financial Overview



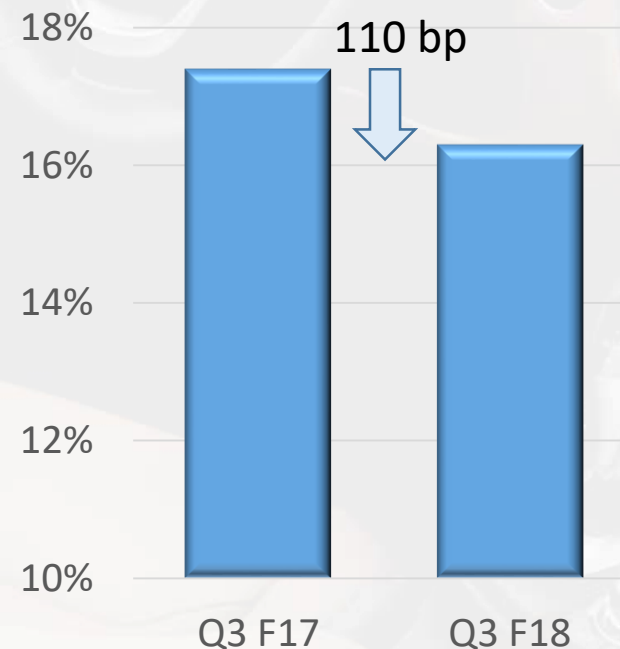
Decent EBITDA growth despite higher input costs and adverse FX movements

Casting and Extrusion Segment

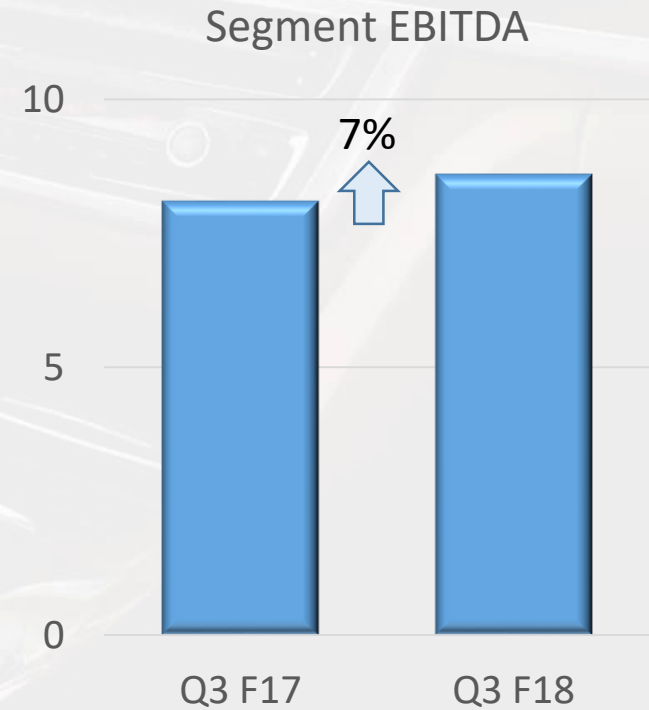
C\$ Millions



Segment EBITDA Margin



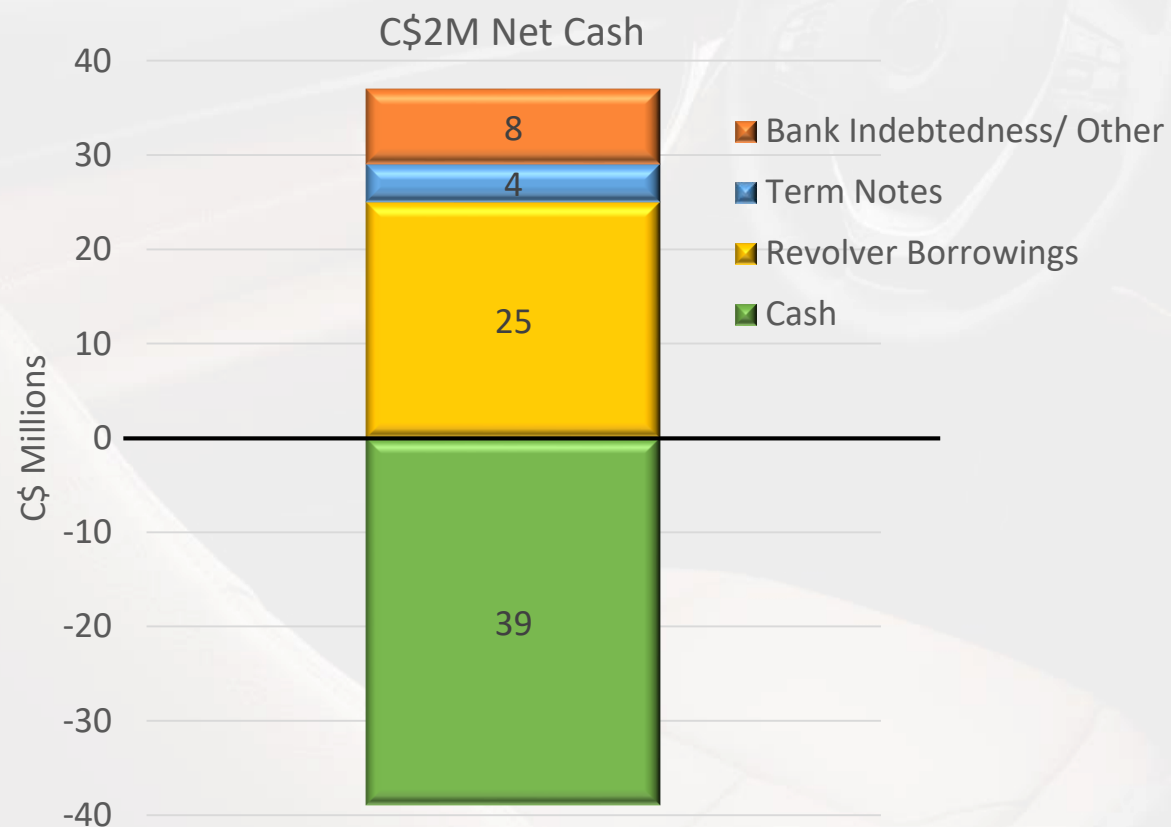
C\$ Millions



Financial Leverage and Liquidity



Balance Sheet in Net Cash Position with Strong Liquidity



- LTM Q3 F2018 EBITDA of C\$72M
- C\$50M committed revolver matures February 2021; \$25M available
- Balance sheet cash of \$39M
- Consistently positive free cash flow

¹ Last twelve months ended June 30th, 2018

Questions





Technologies Limited



MOULDING

OUR FUTURE